



Mexico's Auto Production Sets New Record for April

SECRETARÍA
DE ECONOMÍA

SE

Mexico's production of cars and light trucks rose 31% in April compared with the year-earlier month to a record 206,389 vehicles, the Mexican Automobile Industry Association (AMIA), reported.

Accumulated auto production for the first four months of the year was also at a record level, rising 15% compared with the same period last year to 920,032 vehicles. January-April auto exports grew 16% to 758,488 units, also a record, and domestic sales were up in the four-month period by 10% to 303,464 vehicles.

U.S. remains the most important market for Mexican auto exports, with April exports up 27%. Mexican-made autos in the first four months of the year represented one in 10 of every new cars sold in the U.S.

The recent agreement with Brazil to temporarily cap Mexican auto exports to that South American nation has so far not affected continued strong growth to Latin America as a whole. In the first four months of the year, Mexican auto exports to Latin American nations rose 31%.

MEXICO'S TOTAL VEHICLE EXPORTS AND PRODUCTION

Year	Exports	Total Production*
2007	1,613,313	2,022,241
2008	1,661,406	2,102,801
2009	1,223,333	1,507,527
2010	1,859,185	2,260,776
2011	2,143,879	2,557,550
% Change*	15.3 %	13.1 %
Januray-April 2012	758,488	920,032
% Change*	15.8%	15.2%

SECRETARÍA
DE ECONOMÍA



SE

Mexico ranks 8th worldwide in automobile production

**Mexico's Secretary of Economy
Representative Office in Japan**

Embassy of Mexico

www.mexicotradeandinvestment.com

coordinaciontokio@economia.gob.mx

* Yearly change

Source:

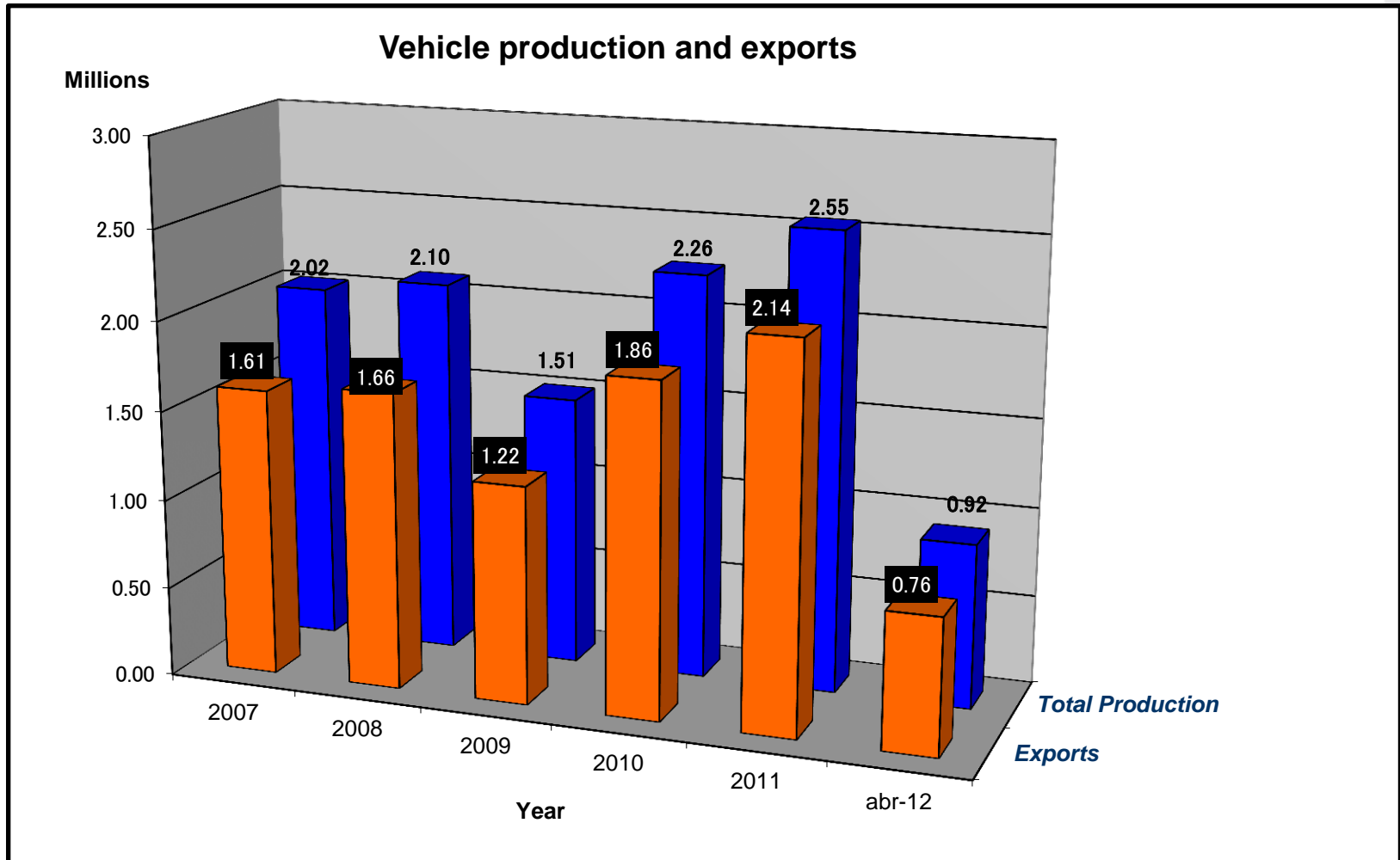
**Mexican Automotive Industry
Association (AMIA)**

• Automobiles and light trucks

MEXICO'S TOTAL VEHICLE EXPORTS AND PRODUCTION



SE



Last year, 84% of Mexico's automotive production was exported to more than 70 countries, including Japan

Production of Japanese Car Companies Manufacturing in Mexico



SECRETARÍA
DE ECONOMÍA

SE

Year	Honda	Nissan	Toyota	Total*
2007	26,374	498,288	32,249	556,911
2008	51,253	449,447	49,879	550,579
2009	47,728	355,414	42,696	445,838
2010	55,001	506,494	54,278	615,773
2011 % change*	45,390 -17.5 %	607,087 19.9 %	49,596 8.6 %	702,073 14 %
Jan- April 2012	20,733	227,286	18,431	266,450
% change*	25.6%	29.1%	5.7%	27.7%

*In April 2012,
Japanese car plants
in Mexico
accounted for
29% of Mexico's
total automobile
production.*

* Yearly change

Source: **Mexican Automotive Industry Association (AMIA)**

• Automobiles and light trucks

Exports of Japanese Car Companies Established in Mexico



SECRETARÍA
DE ECONOMÍA

SE

Year	Honda	Nissan	Toyota	Total*
2007	15,755	314,269	32,249	362,273
2008	34,037	281,039	49,879	364,955
2009	36,829	225,726	42,696	305,251
2010	41,121	344,246	54,278	439,645
2011 % change*	36,429 - 11.4 %	411,660 19.6 %	49,549 -8.7 %	497,638 13.2 %
Jan-April 2012 % change*	9,609 -26.3%	148,127 27.2%	18,431 14.6 %	176,167 21%

*In April 2012, Japanese car companies manufacturing in Mexico accounted for **23.2 %** of the country's automobile exports.*

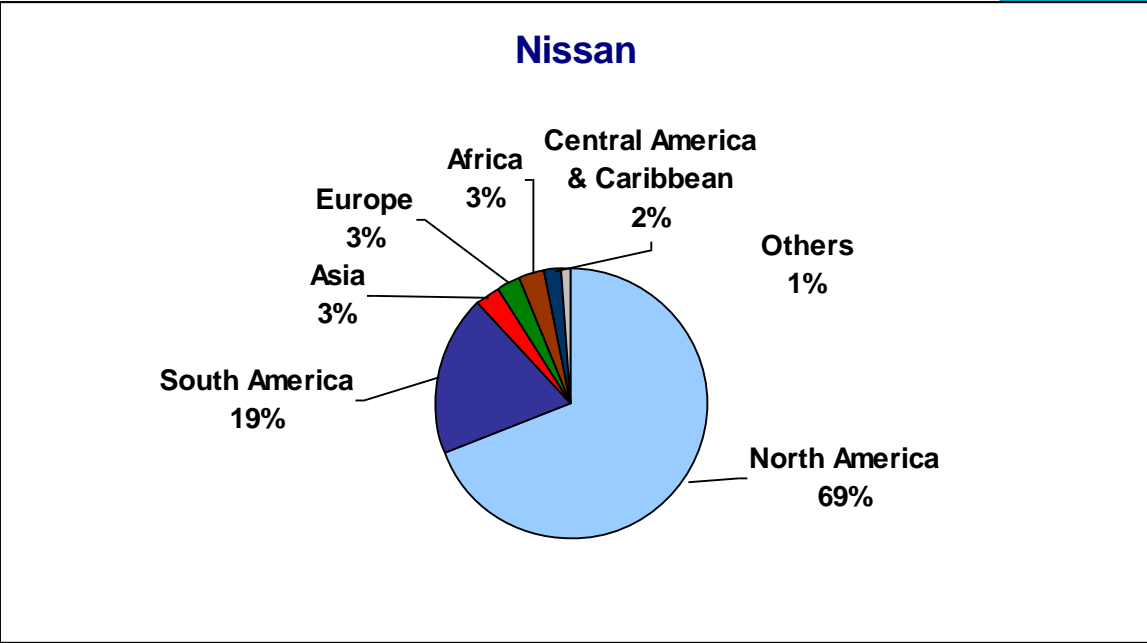
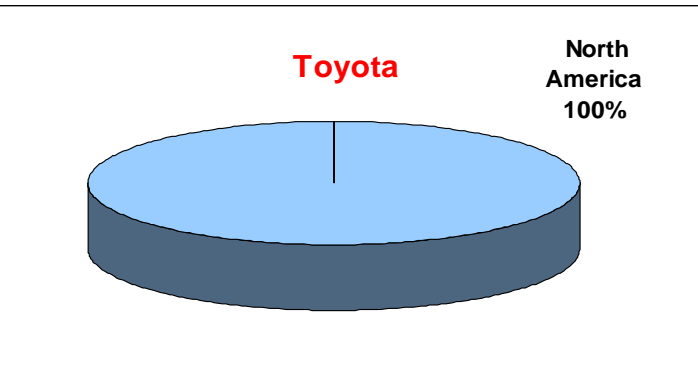
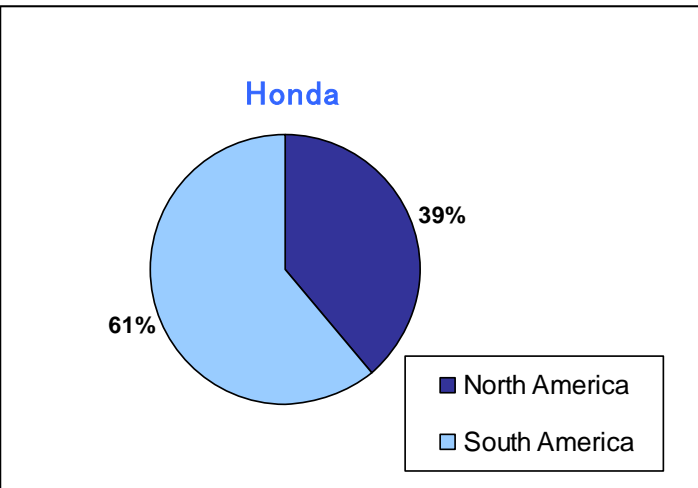
* Yearly change

Source: Mexican Automotive Industry Association (AMIA)

• Automobiles and light trucks

Exports of Japanese car companies established in Mexico by region

April 2012



Total Exports to April 2012	
Honda	9,609
Toyota	18,431
Nissan	148,127
Units	176,167

MEXICO TOTAL VEHICLE SALES

2007 – April 2012

Year	SALES	
	Retail Sales	Whole Sales
2007	1,099,866	1,076,903
2008	1,025,520	928,086
2009	754,918	723,423
2010	820,406	834,024
2011	905,886	909,026
% Change*	10.4 %	9 %
Jan-April 2012	303,464	298,585
% Change*	10%	8.7%

* Yearly change

Source: Mexican Automotive Industry Association (AMIA)

• Automobiles and light trucks



SECRETARÍA
DE ECONOMÍA

SE

New Vehicles Retail Sales

To April 2012, Japanese automobile brands account to 42.3 % of Mexico's new car market.



SECRETARÍA
DE ECONOMÍA

SE

Year	Acura	Honda	Infiniti	Isuzu ***	Mazda ***	Mitsubishi	Nissan	Subaru ***	Suzuki ***	Toyota	Total**
2007	1,852	52,951		171	16,604	17,666	214,121	703	5,700	66,208	375,975
2008	2,132	54,132		787	21,997	16,804	212,022	1,076	8,004	63,306	380,260
2009	1,942	35,245		972	18,914	14,320	156,186	752	7,095	51,991	287,417
2010	1,876	37,990		1,337	25,116	12,533	189,518	500	7,932	46,769	323,571
2011	1,783	34,426	231	1,629	29,860	10,496	224,509	587	9,179	48,589	361,058
% change*	-5 %	- 9.4 %	-	21.8 %	18.9 %	-16.2 %	18.5 %	17.4 %	15.7 %	3.8 %	11.6 %
Jan-Apr 2012	525	16,540	154	467	8,731	2,930	79,056	113	3,445	16,534	128,495
% change*	12%	47%	-	24.5%	-1.2%	-16.1. %	17.4%	-52.7 %	25.3%	0.7%	15.3 %

* Yearly change

Source: Mexican Automotive Industry Association AMIA

** Automobiles and light trucks

*** New entrants as a result of the Mexico-Japan EPA